

DK-DN

PACKAGED SPLIT-SYSTEM

11 Cooling models
From 12 kW to 83 kW
11 Heat Pump model
From 12,4 kW to 83,8 kW

INDOOR UNIT **DK 125**



INDOOR UNIT **DK 205-255-305-405-505-605**



OUTDOOR UNIT **DN 405/605**




RCW2*



PRODUCT ADVANTAGES

- Indoor centrifugal fan units for duct network connection.
- Multi-position architecture for horizontal or vertical mounting (depending on models).
- Versions with factory-fitted "All Seasons" kit (Cooling mode operation down to outdoor temperatures of -10° C).
- Outdoor Helicoidal fan units.
- Frame and air filter supplied.
- CAC Controller: Microprocessor system control and management.
- Scroll compressor.
- Phase controller.
- Electric heating (accessory).
- Centralised regulation with RCW2 remote control (accessory)*.

Accessories	Size DK-V	125	155	185	205	255	305	405	505-605	755-905
Electric heating	Capacity W	9000	10500	12000	12000	18000	18000	21000	30000	30000
	Part number	7ACEL1208	7ACEL1209	7ACEL1184	7ACEL1186	7ACEL1189	7ACEL1176	7ACEL1177	7ACEL1178	7ACEL1340
	Price €									
Remote control RCW2	Part number	7ACEL1212	7ACEL1212	7ACEL1212	7ACEL1212	7ACEL1212	7ACEL1212	7ACEL1212	7ACEL1212	7ACEL1212
	Price €									



DK-DN

		DK 125	DK-V 125	DK 155	DK-V 155	DK 185	DK 205	DK 255	DK 305	DK 405 M	DK 405	DK 505	DK 605	DK 755	DK 905		
Indoor units		DN 125	DN 125	DN 155	DN 155	DN 185	DN 205	DN 255	DN 305	DN 405 M	DN 405	DN 505	DN 605	DN 755	DN 905		
Outdoor units		DN 125RC	DN 125RC	DN 155RC	DN 155RC	DN 185RC	DN 205RC	DN 255RC	DN 305RC	DN 405MRC	DN 405RC	DN 505RC	DN 605RC	DN 755RC	DN 905RC		
Cooling	Cooling Capacity	kW	12	12	14,5	14,5	17,5	19,1	21	28,5	36	37,5	44	56	69,1	83	
	Power input	kW	4,9	4,9	5,7	5,7	6,9	7,3	8,6	11,5	13,9	14,4	16,7	22,5	26,9	33	
	EER		2,5	2,5	2,5	2,5	2,5	2,6	2,4	2,5	2,6	2,6	2,6	2,5	2,6	2,5	
	Outdoor temperature operating limits	°C	-10° / 46° Dry Bulb*														
Heating	Heating Capacity	kW	12,4	12,4	15,7	15,7	18	18,3	21	27,3	36	36,5	42	57,5	71	83,8	
	Capacity at -10°C	kW	4,8	4,8	5,8	5,8	6,4	6,7	7	9,3	13,3	11,9	14,4	22,9	26,4	32,4	
	COP		2,6	2,7	2,7	2,8	2,7	3	2,9	2,7	3	2,9	2,5	2,7	2,6	2,5	
	Outdoor temperature operating limits	°C	-10° / 19° Dry Bulb														
Indoor unit	Sound power level	dB(A)	73	69	75	72	76	82	82	78	81	81	80	81	84	88	
	Air flow	Nominal	m³/h	2100	2100	2850	2850	3500	4500	4680	5760	7560	7560	9360	9720	12000	14300
		Min.	m³/h	1600	1600	2300	2300	2800	3600	3800	4600	6000	6000	7500	7780	9600	11440
		Max.	m³/h	2400	2400	3100	3100	3900	5000	5100	6300	8200	8200	10300	11000	13200	15730
	Available static pressure (min/max)	daPa	0/16	0/18	0/13	0/11	0/20	2/21	0/21	0/12-2/19	0/14-0/18	0/14-0/18	3/19-28/52	7/20-15/32	5/33	4/46	
	Mounting		Horiz.	H. or V.	Horiz.	Vert.	Horiz.	Horiz.	Horiz.	Horiz.	Horiz.	Horiz.	Horiz.	Horiz.	Horiz.	Horiz.	
	Weight	kg	58	69	65	77	98	98	100	150	160	160	205	209	266	282	
	Dimensions	W	mm	1150	1050	1350	1250	1350	1350	1350	1690	1690	1690	2100	2100	2208	2208
		D	mm	745	890	745	890	745	1060	1060	991	991	991	1064	1064	910	910
		H	mm	340	350	340	350	400	400	400	676	676	676	704	704	795	945
Part number		7SP051153	7SP051152	7SP051151	7SP051155	7SP051069	7SP051141	7SP051142	7SP051143	7SP051155	7SP051144	7SP051145	7SP051146	7SP051122	7SP051123		
Price	€																
Outdoor unit	Sound power level	dB(A)	80	80	81	81	78	78	81	82	83	82	84	87	87	87	
	Air flow	m³/h	5400	5400	9000	9000	9000	9000	9000	9000	16000	2x9000	2x9000	2x9000	2x16000	2x16000	
	Compressor type		Scroll	Scroll	Scroll	Scroll	Scroll	Scroll	Scroll	Scroll	Scroll	Scroll	Scroll	Scroll	Scroll	Scroll	
	Number of fan		1	1	1	1	1	1	1	1	1	1	2	2	2	2	
	Weight	kg	140	140	150	150	164	164	164	187	247	317	378	405	559	592	
	Dimensions	W	mm	746	746	900	900	900	900	1003	1004	1708	1708	1708	2213	2213	
		D	mm	746	746	800	800	800	800	1003	1004	1123	1123	1124	1345	1345	
		H	mm	909	909	1060	1060	1060	1060	1060	1094	1250	972	1171	1172	1304	1454
	Part number		7SP111061	7SP111061	7SP111054	7SP111054	7SP111055	7SP112013	7SP112014	7SP112015	-	7SP112016	7SP112017	7SP112018	7SP112137	7SP112138	
	Price	€															
Full set Price	€																
Part number fitted with all seasons kit		7SP111081	7SP111081	7SP111082	7SP111082	7SP111080	7SP112082	7SP112083	7SP112084	-	7SP112085	7SP112086	7SP112087	Included	Included		
Price	€																
Full set Price	€																
Power supply 3-400V-50Hz	Part number		7SP111062	7SP111062	7SP111056	7SP111056	7SP111057	7SP112019	7SP112020	7SP112021	7SP112132	7SP112022	7SP112023	7SP112024	7SP112138	7SP112147	
	Price	€															
	Full set Price	€															
	Part number fitted with all seasons kit		7SP111079	7SP111079	7SP111083	7SP111083	7SP111084	7SP112088	7SP112089	7SP112090	Included	7SP112091	7SP112092	7SP112093	Included	Included	
	Price	€															
Full set Price	€																
Power supply 3-400V-50Hz	Power supply side		Outdoor	Outdoor	Outdoor	Outdoor	Outdoor	Outdoor	Outdoor	Outdoor	Outdoor	Outdoor	Outdoor	Outdoor	Outdoor		
	Power cable section	mm²	5x2,5	5x2,5	5x4	5x4	5x4	5x4	5x4	5x6	5x10	5x10	5x16	5x16	5x25	5x35	
	Fuse rating am	A	16	16	20	20	25	25	25	32	40	40	50	63	63	80	
	Electrical connections	mm²	6x1,5	6x1,5	6x1,5	6x1,5	4x1,5	4x1,5	4x1,5	4x1,5	4x1,5	4x1,5	4x1,5	4x1,5	4x1,5	4x2,5	
	Pipe Line																
Suction pipe diameter < 20 m	inches	3/4"	3/4"	7/8"	7/8"	7/8"	1-1/8"	1-1/8"	7/8"	1-3/8"	7/8"	7/8"	1-1/8"	1-1/8"	1-3/8"		
Suction pipe diameter > 20 m	inches	3/4"	3/4"	3/4"	3/4"	3/4"	1-1/8"	1-1/8"	1-1/8"	1-3/8"	7/8"	7/8"	1-1/8"	1-3/8"	1-3/8"		
Liquid pipe diameter < 20 m	inches	1/2"	1/2"	1/2"	1/2"	5/8"	1/2"	1/2"	5/8"	5/8"	1/2"	1/2"	1/2"	5/8"	5/8"		
Liquid pipe diameter > 20 m	inches	1/2"	1/2"	1/2"	1/2"	5/8"	5/8"	5/8"	5/8"	5/8"	5/8"	5/8"	5/8"	5/8"	5/8"		
Max. length	m	50	50	50	50	50	30	30	30	30	30	30	30	30	30		
Max. height	m	50	50	50	50	50	15	15	15	10	15	15	15	15	15		

* Fitted with all seasons system

Nota: From size 205, Packaged Split System DK/DN are not precharged.

DK-DN

PACKAGED SPLIT-SYSTEM

11 Cooling models
From 12 kW to 83 kW
11 Heat Pump model
From 12,4 kW to 83,8 kW

INDOOR UNIT **DK 125**




INDOOR UNIT **DK 205-255-305-405-505-605**



OUTDOOR UNIT **DN 405/605**




RCW2*



PRODUCT ADVANTAGES

- Indoor centrifugal fan units for duct network connection.
- Multi-position architecture for horizontal or vertical mounting (depending on models).
- Versions with factory-fitted "All Seasons" kit (Cooling mode operation down to outdoor temperatures of -10° C).
- Outdoor Helicoidal fan units.
- Frame and air filter supplied.
- CAC Controller: Microprocessor system control and management.
- Scroll compressor.
- Phase controller.
- Electric heating (accessory).
- Centralised regulation with RCW2 remote control (accessory)*.



DK-DN

Indoor units		DK-V 125	DK-V 155	DK 185	DK 205	DK 255	DK 305	DK 405	DK 505	DK 605	DK 755	DK 905		
Outdoor units		DN 125	DN 155	DN 185	DN 205	DN 255	DN 305	DN 405	DN 505	DN 605	DN 755	DN 905		
Outdoor units		DN 125RC	DN 155RC	DN 185RC	DN 205RC	DN 255RC	DN 305RC	DN 405RC	DN 505RC	DN 605RC	DN 755RC	DN 905RC		
Cooling	Cooling Capacity	kW	12	14,5	17,5	19,1	22	28,1	36,5	45,5	56,6	69,1	83	
	Power input	kW	4,9	5,8	6,9	7,1	8,3	11,5	14,3	17,1	22,8	24,2	29,7	
	EER		2,4	2,5	2,5	2,69	2,65	2,44	2,55	2,66	2,48	2,85	2,79	
	Outdoor temperature operating limits	°C	10°/ 46° Dry Bulb											
Heating	Heating Capacity	kW	12,4	15,7	18	19,1	21,8	27,3	36,5	43,8	57,1	71	83,8	
	Capacity at -10°C	kW	4,8	5,8	6,4	6,4	7	8,0	12,1	14,1	20	23,8	29,2	
	COP		2,6	2,7	2,8	2,98	3,11	3,41	3,02	3,11	2,86	3	2,9	
	Outdoor temperature operating limits	°C	-10°/ 19° Dry Bulb											
Indoor unit	Sound power level	dB(A)	69	72	76	82	82	78	81	80	81	84	88	
	Air flow	Nominal	m³/h	1600	2300	2800	3600	3800	4600	6000	7500	7780	9600	11440
		Min.	m³/h	2100	2850	3500	4500	4680	5760	7560	9360	9720	12000	14300
		Max.	m³/h	2400	3100	3900	5000	5100	6300	8200	10300	11000	13200	15730
	Available static pressure (min/max)	daPa	0/18	0/11	0/20	2/21	0/21	0/12	0/14	3/19	7/20	5/33	4/46	
	Mounting		H. ou V.	H. ou V.	Horiz.	Horiz.	Horiz.	Horiz.	Horiz.	Horiz.	Horiz.	Horiz.	Horiz.	
	Weight	kg	69	77	98	98	100	150	160	205	209	266	282	
	Dimensions	W	mm	1050	1250	1350	1350	1350	1690	1690	2100	2100	2208	2208
		D	mm	890	890	745	1060	1060	991	991	1064	1064	910	910
		H	mm	350	350	400	400	400	676	676	704	704	795	795
Part number		7SP051152	7SP051151	7SP051069	7SP051141	7SP051142	7SP051143	7SP051144	7SP051145	7SP051146	7SP051122	7SP051123		
Price	€													
Outdoor unit	Sound power level	dB(A)	80	81	78	78	81	82	82	84	87	87	87	
	Compressor type		Scroll	Scroll	Scroll	Scroll	Scroll	Scroll	Scroll	Scroll	Scroll	Scroll	Scroll	
	Number of fan		1	1	1	1	1	1	2	2	2	2	2	
	Weight	kg	140	150	164	164	164	187	317	378	405	559	592	
	Dimensions	W	mm	746	900	900	900	900	1003	1708	1708	1708	2213	2213
		D	mm	746	800	800	800	800	1003	1123	1123	1123	1345	1345
		H	mm	909	1060	1060	1060	1060	1094	972	1171	1171	1340	1454
Part number		7SP111059	7SP111050	7SP111051	7SP112001	7SP112002	7SP112003	7SP112004	7SP112005	7SP112006	7SP112187	7SP112189		
Price	€													
Full set Price	€													
Power supply 3-400V-50Hz	Part number		7SP111060	7SP111052	7SP111053	7SP112007	7SP112008	7SP112009	7SP112010	7SP112011	7SP112012	7SP112188	7SP112190	
	Price	€												
	Full set Price	€												
Power supply 3-400V-50Hz	Power supply side		Outdoor	Outdoor	Outdoor	Outdoor	Outdoor	Outdoor	Outdoor	Outdoor	Outdoor	Outdoor	Outdoor	
	Power cable section	mm²	5x2,5	5x4	5x4	5x4	5x4	5x6	5x10	5x16	5x16	5x25	5x35	
	Fuse rating am	A	3x16	3x20	3x25	3x25	3x25	3x32	3x40	3x50	3x63	3x63	3x80	
	Electrical connections	mm²	6x1,5	6x1,5	4x1,5	4x1,5	4x1,5	4x1,5	4x1,5	4x1,5	4x1,5	4x1,5	4x2,5	
Pipe Line	Suction pipe diameter < 20 m	inches	3/4"	7/8"	7/8"	1-1/8"	1-1/8"	7/8"	7/8"	7/8"	1-1/8"	1-3/8"	1-3/8"	
	Suction pipe diameter > 20 m		3/4"	7/8"	7/8"	1-1/8"	1-1/8"	1-1/8"	7/8"	7/8"	1-1/8"	1-3/8"	1-3/8"	
	Liquid pipe diameter < 20 m	inches	1/2"	1/2"	5/8"	1/2"	1/2"	5/8"	1/2"	1/2"	1/2"	5/8"	5/8"	
	Liquid pipe diameter > 20 m		1/2"	1/2"	5/8"	5/8"	5/8"	5/8"	5/8"	5/8"	5/8"	5/8"	5/8"	
	Max. length	m	50	50	50	30	30	30	30	30	30	30	30	
	Max. height	m	50	50	50	15	15	15	15	15	15	15	15	

Accessories	Size DK-V	125	155	185	205	255	305	405	505-605	755-905
Electric heating	Capacity W	9000	10500	12000	12000	18000	18000	21000	30000	30000
	Part number	7ACEL1208	7ACEL1209	7ACEL1185	7ACEL1186	7ACEL1189	7ACEL1176	7ACEL1177	7ACEL1178	7ACEL1340
	Price €									
Remote control RCW2	Part number	7ACEL1212	7ACEL1212	7ACEL1212	7ACEL1212	7ACEL1212	7ACEL1212	7ACEL1212	7ACEL1212	7ACEL1212
	Price €									