Tuyau de dérivation

R410A : TAU335 TAU506 TAU730 TAU1350 TAU2040

unité : mm, DI : diamètre int. ; DE : diamètre ext.

	Tuyau de dérivation côté gaz	Tuyau de dérivation côté liquide	Tuyau collecteur côté gaz	Tuyau collecteur côté liquide
TAU335	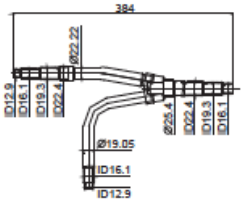	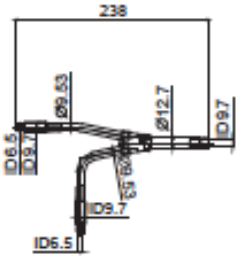	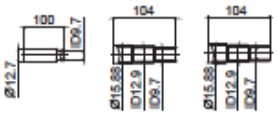	
TAU506	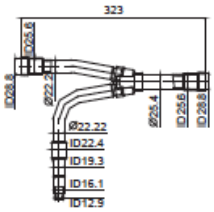	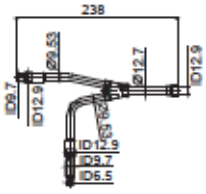	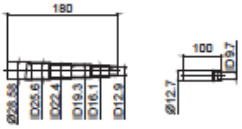	
TAU730	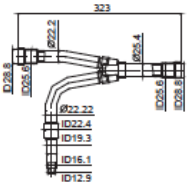	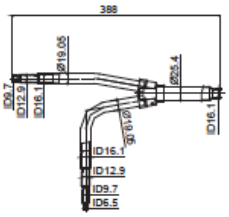		
TAU1350	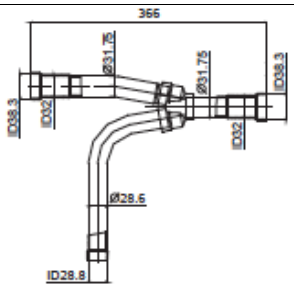	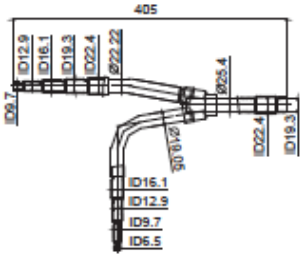	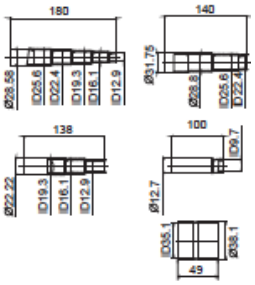	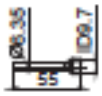
TAU2040	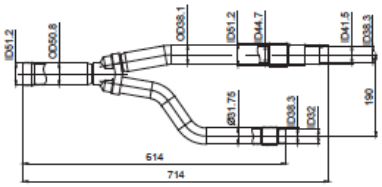	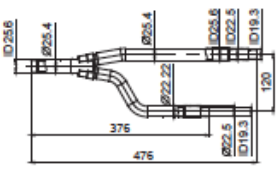	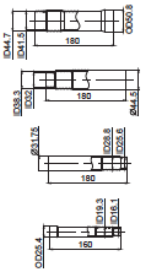	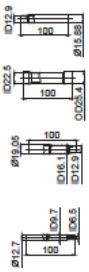

Remarque :

1. Le diamètre du tuyau entre le premier tuyau de dérivation et l'unité extérieure doit être identique au tuyau principal de l'unité extérieure.
2. Le diamètre du tuyau entre le tuyau de dérivation et l'unité intérieure doit être identique au tuyau principal de l'unité intérieure.
3. L'ajustement du diamètre du tuyau entre le tuyau de dérivation et la machine doit être effectué du côté du tuyau de dérivation.
4. Le tuyau de dérivation (côté gaz/liquide) doit être installé dans la direction horizontale ou verticale.
5. Lors de la soudure du tuyau, veuillez souffler de l'azote. Le cas échéant, un certain nombre d'oxydes seront produits et entraîneront des dommages importants.

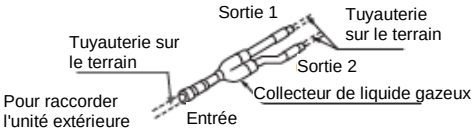

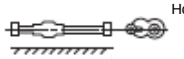

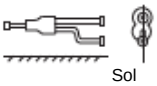

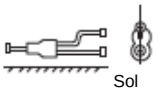

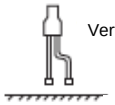

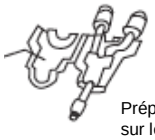

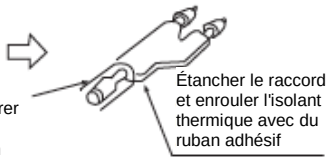



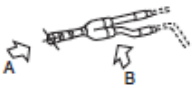

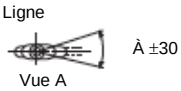

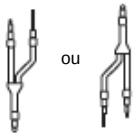

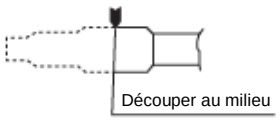

N° 0150510137