



DC Inverter
Reversible

Airwell

HDLE AURA

High wall - Built-in Wi-Fi

► New HDLW designation!



RC08A
included



A⁺⁺

HYBRID
HOUSE by Airwell

+ PRODUCT

- RC08A remote control included
- Wide range from 2 to 6 kW
- Wi-Fi compatible (AirHome solution)
- Compatible with ZDAE multisplit

FEATURES

AIR QUALITY



AUTO CLEAN/DRY

USER FUNCTIONS



Wi-Fi



24 H
PROGRAMMABLE
TIMER



I FEEL



NIGHT MODE



REMOTE CONTROL
LOCK



AUTO RESTART
(MEMORY)

INSTALLER FUNCTIONS



ERROR PART NUMBER
VIA INDOOR UNIT



AUTO-DIAGNOSTIC



LEFT/RIGHT
CONDENSATE
CONNECTION

CERTIFICATION

- AIRWELL participates in the ECP programme for ACI. Check ongoing validity of certificate:
www.eurovent-certification.com



- Certified in Monosplit configuration

+ «SUSTAINABLE DEVELOPMENT»

- > Energy label A++ in cooling mode and A+ in heating mode depending on model, guaranteeing energy savings.
- > Environmentally friendly R32 refrigerant.

+ «USER»

- > Modern and sleek design.
- > High-performance filters that trap dust and particles for better air quality.

+ «TECHNOLOGY»

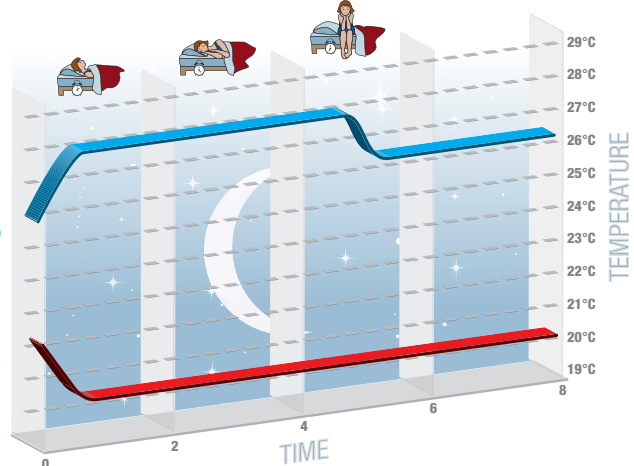
- > Room sensor built into the remote control for better comfort ("I Feel" mode).
- > Automatic cleaning and drying of the indoor unit for better hygiene.

+ «INSTALLER»

- > Condensate drain to the right or left for ease of installation in the room.

Night mode:

- > Improved comfort and energy savings



2021		2022	
Old designation	Old part number	New designation	New part number
HDLW High wall range			
AW-HDLW007-N91	7SP023200	HDLE-022N-09M25	7SP023270
AW-HDLW009-N91	7SP023201	HDLE-025N-09M25	7SP023271
AW-HDLW012-N91	7SP023202	HDLE-035N-09M25	7SP023272
AW-HDLW018-N91	7SP023203	HDLE-050N-09M25	7SP023273
AW-HDLW024-N91	7SP023204	HDLE-070N-09M25	7SP023274
-	-	YDAE-022R-09M25	7SP063200
AW-YHDL009-H91	7SP062960	YDAE-025R-09M25	7SP063201
AW-YHDL012-H91	7SP062961	YDAE-035R-09M25	7SP063202
AW-YHDL018-H91	7SP062962	YDAE-050R-09M25	7SP063203
AW-YHDL024-H91	7SP062963	YDAE-070R-09M25	7SP063204

TECHNICAL DATA

HDLE Aura


INDOOR UNIT		HDLE-022N-09M25	HDLE-025N-09M25	HDLE-035N-09M25	HDLE-050N-09M25	HDLE-070N-09M25
Part number		7SP023270	7SP023271	7SP023272	7SP023273	7SP023274
Phase		Single-phase	Single-phase	Single-phase	Single-phase	Single-phase
COOLING						
Rated power (min./max.)	kW	2.20 (0.30-2.85)	2.70 (0.60-3.40)	3.20 (0.90-3.60)	4.60 (1.00-5.30)	6.20 (1.80-6.90)
Pdesignc	kW	2.20	2.70	3.20	4.60	6.20
Rated power input	kW	0.59	0.74	0.99	1.36	1.83
SEER/Energy label		6.60/A++	6.60/A++	6.10/A++	6.40/A++	6.80/A++
Operating limits	°C	-15°~43°C Dry bulb				
HEATING						
Rated power (min./max.)	kW	2.40 (0.60-2.90)	2.80 (0.60-3.70)	3.40 (0.90-4.00)	5.20 (1.00-5.65)	6.50 (1.30-7.03)
Pdesignh (average climate)	kW	2.10	2.50	2.70	3.70	4.70
Pdesignh (warmer climate)		2.10	2.80	2.80	3.60	4.70
Rated power input	kW	0.59	0.70	0.92	1.34	1.91
SCOP/Energy label (average climate)		4.00/A+	4.20/A+	4.00/A+	4.00/A+	4.00/A+
SCOP/Energy label (warmer climate)		4.80/A++	5.20/A++	4.90/A++	5.10/A++	5.10/A++
Operating limits	°C	-15°~24°C Dry bulb				
Power at -7°C	kW	2.18	2.28	2.51	4.51	5.13
Power at -10°C	kW	2.11	2.20	2.29	3.65	4.59
Power at -15°C	kW	1.80	1.88	1.95	3.53	4.43
INDOOR UNIT						
Sound pressure level at 1 m (VL/LS/MS/HS)	dB(A)	22/33/36/39	21/34/38/41	21/34/38/41	27/38/42/44	26/37/45/48
Sound level (VL/LS/MS/HS)	dB(A)	37/45/48/55	36/46/50/57	34/45/50/57	41/48/52/54	42/49/57/60
Airflow (VL/LS/MS/HS)	m³/h	290/420/470/500	280/400/520/550	280/410/480/590	550/700/800/850	400/600/800/900
Dehumidification	l/h	0.60	1.40	1.40	1.80	1.80
Unit dimensions (WxHxD)	mm	713x270x195	790x275x200	790x275x200	970x300x224	970x300x224
Package dimensions (WxHxD)	mm	776x362x268	866x367x271	866x367x271	1041x383x320	1041x383x320
Net weight/Gross weight	kg	8/9.5	9/11	9/11	13.5/16	13/15.5

OUTDOOR UNIT		YDAE-022R-09M25	YDAE-025R-09M25	YDAE-035R-09M25	YDAE-050R-09M25	YDAE-070R-09M25
Part number		7SP063200	7SP063201	7SP063202	7SP063203	7SP063204
Sound pressure level at 1 m	dB(A)	49	51	51	52	54
Sound level	dB(A)	60	62	64	63	65
Airflow	m³/h	1400	1950	1950	1950	2800
Compressor type		Rotary	Rotary	Rotary	Rotary	Rotary
Unit dimensions (WxHxD)	mm	710x450x293	732x550x330	732x550x330	732x555x330	873x555x376
Package dimensions (WxHxD)	mm	764x525x330	792x620x393	792x620x393	794x615x376	951x620x431
Net weight/Gross weight	kg	21/23	25/27.5	25/27.5	26.5/29	36.5/39.5





POWER SUPPLY						
Phase/Voltage/Frequency		1P/220-240V/50Hz	1P/220-240V/50Hz	1P/220-240V/50Hz	1P/220-240V/50Hz	1P/220-240V/50Hz
Power supply side		Outdoor	Outdoor	Outdoor	Outdoor	Outdoor
Power cable section	mm²	3x1.5	3x1.5	3x1.5	3x1.5	3x1.5
Max. current (D curve)	A	10	10	10	10	16
Shielded electrical connections	mm²	4x0.75	4x0.75	4x0.75	4x0.75	4x0.75

PIPE LINE						
Suction pipe diameter	inches	3/8"	3/8"	3/8"	3/8"	1/2"
Liquid pipe diameter	inches	1/4"	1/4"	1/4"	1/4"	1/4"
Max. length	m	15	15	15	25	25
Max. height	m	10	10	10	10	10
Refrigerant/GWP		R32/675	R32/675	R32/675	R32/675	R32/675
Charge (5 m)	kg	0.45	0.53	0.55	0.75	1.23
Additional charge	g/m	16	16	16	16	16

OPTIONS

ACCESSORY	PART NUMBER	PICTURE	FUNCTION
Wired control RCW27	7ACEL1874		• Weekly programming, mode setting, temperature setting, fan speed, key lock.

MATCHING

INDOOR UNIT HIGH WALL	COMPATIBLE WITH OUTDOOR UNIT		
	MONOSPLIT	MULTISPLIT	
 HDLE Aura	 YDAE	 ZDAE	 YDZB

GRUPE AIRWELL

10, RUE DU FORT DE SAINT CYR - 78180 MONTIGNY LE BRETONNEUX, FRANCE

TEL.: +33 (0)1 76 21 82 00 - www.airwell.com