

DUO TRIO QUATTRO DC INVERTER

MULTISPLITS

3 Heat Pump models
From 6,2 kW to 9,5 kW

PRODUCT ADVANTAGES




- Outdoor units compatible with DC Inverter indoor units.
- R410A "green" fluid.
- DC Inverter Twin Rotary compressor (depending on models).
- Compact outdoor units.
- Class A energy label.
- Heating mode operation down to outdoor temperatures of -15° C.
- Set temperature point reached rapidly.
- Silent running.
- Up to 70 m pipe lengths.

OUTDOOR UNIT
DUO 50 DCI



OUTDOOR UNIT
TRIO 72 - QUATTRO 80 DCI




			PNX 9 DCI	PNX 12 DCI	PNX 18 DCI	
 <p>DCI Wall mounted</p>	Cooling Capacity	kW	2,5	3,5	5,0	
	Heating Capacity	kW	3,4	4,3	6,0	
	Acoustic pressure to 1m ¹	dB(A)	26/30/39	26/32/40	34/39/43	
	Dimensions (WxDxH)	mm	810x210x285	810x210x285	1060x221x295	
	Part number		7SP022708	7SP022709	7SP022720	
	Price	€				
 <p>DCI Floor/Ceiling splits</p>			SX 9 DCI	SX 12 DCI	SX 18 DCI	
	Cooling Capacity	kW	2,5	3,5	5,0	
	Heating Capacity	kW	3,2	4,2	5,8	
	Acoustic pressure to 1m ¹	dB(A)	35/37/39	38/41/45	45/48/51	
	Dimensions (WxDxH)	mm	820x190x630	820x190x630	1200x190x630	
	Part number		7SP012113	7SP012114	7SP012115	
 <p>DCI Cassettes</p>			K 9 DCI	K 12 DCI	K 18 DCI	
	Cooling Capacity	kW	2,5	3,5	5,0	
	Heating Capacity	kW	3,4	4,32	6,3	
	Acoustic pressure to 1m ¹	dB(A)	32/37	32/37	36/48	
	Dimensions (WxDxH)	mm	571x571x287	571x571x287	571x571x287	
	Part number		7SP042088	7SP042089	7SP042090	
 <p>DCI Ducted</p>			BS 12 DCI	DLS 18 DCI	DLF 18 DCI	
	Cooling Capacity	kW		3,5	5,0	5,0
	Heating Capacity	kW		4,3	6,3	6,1
	Acoustic pressure to 1m ¹	dB(A)		35/38/42	34/37/42	29/32/35
	Dimensions (WxDxH)	mm		860x245x680	790x256x749	750x200x630
	Part number			7SP022345	7SP022403	7SP022748
Price	€					

¹Data are relative to Low speed, Medium speed and High speed



DUO / TRIO / QUATTRO

			DUO 50 DCI	TRIO 72 DCI	QUATTRO 80 DCI
Cooling	Capacity	kW	5 (1,2-6,48)	7,2 (1,3-9)	8 (1,4-9,2)
	Input power	kW	1,47	2,24	2,49
	EER/Energy Label		3,4 / A	3,2 / A	3,2 / A
	Operating limits	°C	-10°/ 46° Dry Bulb	-10°/ 46° Dry Bulb	-10°/ 46° Dry Bulb
Heating	Capacity	kW	6,2 (0,95-7,75)	9 (0,95-11)	9,5 (0,95-11)
	Capacity at -15°C	kW	3,7	5,4	5,7
	Input power	kW	1,67	2,37	2,38
	COP/Energy Label		3,71 / A	3,8 / A	4 / A
Outdoor unit	Operating limits	°C	-15°/ 24° Dry Bulb	-15°/ 24° Dry Bulb	-15°/ 24° Dry Bulb
	Sound pressure level 1 mt	dB(A)	53	54	54
	Sound power level	dB(A)	63	64	64
	Airflow	m³/h	2160	3200	3200
Power supply 1-230V - 50 Hz	Compressor type		Scroll DC Inverter	Twin Rotary DC Inverter	Twin Rotary DC Inverter
	Dimensions (WxDxH)	mm	795x290x610	950x340x835	950x340x835
	Weight	kg	43	69	70
	Part number		7SP091110	7SP091129	7SP091130
Power supply 1-230V - 50Hz	Price	€			
	Power supply side		Outdoor	Outdoor	Outdoor
	Power cable section	mm²	3x2,5	3x2,5	3x2,5
	Fuse rating am	A	16	20	20
Pipe line	Electrical connections	mm²	2x(4x1,5)	3x(4x1,5)	4x(4x1,5)
	Suction pipe diameter	inches	2x1/4"	3x1/4"	4x1/4"
	Liquid pipe diameter	inches	2x3/8"	2x3/8" + 1x1/2"	3x3/8" + 1x1/2"
	Max lenght	m	30	50	70
	Max height per circuit	m	25	25	25
	Max height between indoor and outdoor units	m	10	15	15
Max height between indoor units	m	5	15	15	



Accessories	DUO 50 DCI	TRIO 72 DCI	QUATTRO 80 DCI
Mounting bracket	7ACTL0018 €	n.a.	n.a.

DUO 50 DC INVERTER



Based on wall mounted combinations

Indoor units combinations	COOLING										HEATING											
	Capacity (kW)					Power input (kW)			EER/ Energy label	Capacity (kW)					Power input (kW)			COP/ Energy label				
	A	B	C	D	Total	Min	Max	Nom.		Min	Max	A	B	C	D	Total	Min		Max	Nom.	Min	Max
9				2.5	2.5	1.22	3.70	680	420	980	3.68/A				3.4	3.4	0.95	4.00	1135	375	1250	3.00/D
12				3.5	3.5	1.2	4.4	1030	420	1275	3.40/A				4.2	4.2	1.0	5.2	1575	375	1760	2.67/E
9+9			2.5	2.5	5.0	1.4	6.0	1470	410	2100	3.40/A			3.1	3.1	6.2	1.3	7.1	1670	320	1960	3.71/A
9+12			2.5	3	5.5	1.4	6.2	1850	410	2130	2.97/B			3.1	3.5	6.6	1.3	7.4	1760	320	2020	3.75/A
12+12			3	3	6.0	1.4	6.5	2040	410	2160	2.94/C			3.5	3.5	6.9	1.3	7.8	1970	320	2050	3.50/C

TRIO 72 DC INVERTER



Based on wall mounted combinations

Indoor units combinations	COOLING										HEATING											
	Capacity (kW)					Power input (kW)			EER/ Energy label	Capacity (kW)					Power input (kW)			COP/ Energy label				
	A	B	C	D	Totale	Min	Max	Nom.		Min	Max	A	B	C	D	Totale	Min		Max	Nom.	Min	Max
9				2.50	2.50	1.30	3.70	685	500	1025	3.65/A				3.40	3.40	0.95	4.00	685	500	897	4.96/A
12				3.50	3.50	1.30	4.40	968	500	1223	3.62/A				4.30	4.30	0.95	5.20	1003	485	132	4.29/A
18				5.00	5.00	1.49	5.93	1393	566	1656	3.59/A				6.20	6.20	1.11	7.50	1673	549	2131	3.71/A
9+9			2.54	2.54	5.08	1.86	6.56	1498	683	1856	3.39/A			3.60	3.60	7.20	1.43	9.10	1883	649	2636	3.82/A
9+12			2.57	3.42	5.99	1.86	7.73	1783	683	2541	3.36/A			3.26	4.34	7.60	1.43	9.50	2009	649	2711	3.78/A
9+18			2.44	4.88	7.32	1.86	9.00	2203	659	3046	3.32/A			3.00	6.00	9.00	1.43	10.10	2451	622	2737	3.67/A
12+12			3.46	3.46	6.92	1.86	9.00	2075	683	2246	3.33/A			4.00	4.00	8.00	1.43	9.80	2135	649	2711	3.75/A
12+18			2.93	4.39	7.32	1.86	9.00	2203	659	3055	3.32/A			3.60	5.40	9.00	1.43	10.50	2451	622	2871	3.67/A
9+9+9		2.40	2.40	2.40	7.20	2.69	8.98	224	949	3049	3.21/A		3.00	3.00	3.00	9.00	2.06	10.99	237	804	3013	3.80/A
9+9+12		2.20	2.20	2.93	7.33	2.69	9.00	2281	949	3157	3.21/A		2.70	2.70	3.60	9.00	2.06	11.00	237	804	2966	3.80/A
9+9+18		1.83	1.83	3.66	7.32	2.69	9.00	2278	962	3097	3.21/A		2.25	2.25	4.50	9.00	2.06	11.00	237	773	2826	3.80/A
9+12+12		1.99	2.66	2.66	7.31	2.69	9.00	2275	949	3097	3.21/A		2.45	3.27	3.27	8.99	2.06	11.00	2367	804	2938	3.80/A
9+12+18		1.69	2.25	3.37	7.31	2.69	9.00	2275	962	3061	3.21/A		2.07	2.76	4.14	8.98	2.14	11.00	2365	773	2752	3.80/A
12+12+12		2.44	2.44	2.44	7.32	2.69	9.00	2278	990	3085	3.21/A		3.00	3.00	3.00	9.00	2.06	11.00	237	804	2845	3.80/A
12+12+18		2.09	2.09	3.13	7.30	2.69	9.00	2272	962	3086	3.21/A		2.57	2.57	3.85	8.99	2.14	11.00	2367	773	2696	3.80/A

QUATTRO 80 DC INVERTER



Based on wall mounted combinations

Indoor units combinations	COOLING											HEATING										
	Capacity (kW)					Power input (kW)			EER/ Energy label	Capacity (kW)					Power input (kW)			COP/ Energy label				
	A	B	C	D	Totale	Min	Max	Nom.		Min	Max	A	B	C	D	Totale	Min		Max	Nom.	Min	Max
9				2.50	2.50	1.40	3.70	685	500	1025	3.65/A				3.40	3.40	0.95	4.00	685	400	859	4.96/A
12				3.50	3.50	1.40	4.40	968	500	1223	3.62/A				4.30	4.30	0.95	5.20	946	388	1207	4.54/A
18				5.00	5.00	1.60	5.60	1393	570	1563	3.59/A				6.20	6.20	1.11	7.50	1497	455	1875	4.14/A
9 + 9		2.54	2.54	5.08	2.00	6.20	1453	689	1742	3.49/A		3.64	3.64	7.28	1.43	8.63	1707	539	2172	4.26/A		
9 + 12		2.56	3.42	5.98	2.00	7.30	1722	689	2385	3.47/A		3.29	4.39	7.68	1.43	9.01	1838	539	2235	4.18/A		
9 + 18		2.54	5.08	7.61	2.00	8.50	221	665	2858	3.45/A		3.03	6.06	9.10	1.43	9.58	2261	516	2255	4.02/A		
12 + 12		3.45	3.45	6.90	2.10	8.80	1998	689	2921	3.46/A		4.04	4.04	8.09	1.43	9.29	192	539	2235	4.21/A		
12 + 18		3.15	4.72	7.87	2.10	8.80	2285	665	2876	3.44/A		3.80	5.70	9.50	1.43	9.96	2317	516	2366	4.10/A		
9 + 9 + 9	2.40	2.40	2.40	7.19	2.90	9.00	2112	915	2938	3.40/A		3.03	3.03	3.03	9.10	2.06	11.00	2151	671	2621	4.23/A	
9 + 9 + 12	2.36	2.36	3.15	7.87	2.90	9.00	2445	915	2899	3.22/A		2.85	2.85	3.80	9.50	2.06	11.00	2231	671	2891	4.26/A	
9 + 9 + 18	2.00	2.00	4.01	8.01	2.90	9.00	2466	928	2851	3.25/A		2.38	2.38	4.75	9.50	2.06	11.00	2072	646	2883	4.59/A	
9 + 12 + 12	2.17	2.90	2.90	7.97	2.90	9.00	2445	915	2851	3.26/A		2.59	3.45	3.45	9.48	2.06	11.00	2171	671	2874	4.37/A	
9 + 12 + 18	1.87	2.50	3.74	8.11	2.90	9.00	2476	928	2821	3.28/A		2.19	2.92	4.38	9.48	2.14	11.00	2012	646	2731	4.71/A	
12 + 12 + 12	2.69	2.69	2.69	8.07	2.90	9.00	2372	955	2841	3.40/A		3.16	3.16	3.16	9.48	2.06	11.00	2151	671	2857	4.41/A	
12 + 12 + 18	2.31	2.31	3.47	8.10	2.90	9.00	2372	928	2802	3.42/A		2.71	2.71	4.06	9.48	2.14	11.00	1993	646	2671	4.76/A	
9 + 9 + 9 + 9	2.00	2.00	2.00	2.00	8.00	3.70	9.17	249	1091	2937	3.21/A	2.38	2.38	2.38	2.38	9.50	2.69	10.97	238	657	2935	3.99/A
9 + 9 + 9 + 12	1.87	1.87	1.87	2.49	8.10	3.70	9.20	2524	1091	2915	3.21/A	2.19	2.19	2.19	2.91	9.47	2.69	11.00	2355	657	29	4.02/A
9 + 9 + 9 + 18	1.62	1.62	1.62	3.25	8.12	3.70	9.20	2445	1064	2882	3.32/A	1.90	1.90	1.90	3.80	9.50	2.77	11.00	2294	646	2779	4.14/A
9 + 9 + 12 + 12	1.74	1.74	2.32	2.32	8.11	3.70	9.20	2513	1091	2882	3.23/A	2.03	2.03	2.71	2.71	9.49	2.69	11.00	2306	657	2857	4.12/A
9 + 9 + 12 + 18	1.52	1.52	2.03	3.05	8.12	3.70	9.20	241	1064	2849	3.37/A	1.78	1.78	2.37	3.56	9.49	2.77	11.00	2195	646	2762	4.32/A
9 + 12 + 12 + 12	1.62	2.16	2.16	2.16	8.11	3.70	9.20	2501	1091	2871	4.24/A	1.90	2.53	2.53	2.53	9.48	2.69	11.00	2269	657	2822	4.18/A
9 + 12 + 12 + 18	1.43	1.91	1.91	2.87	8.12	3.70	9.20	241	1064	289	3.37/A	1.67	2.23	2.23	3.35	9.48	2.77	11.00	2195	646	2903	4.32/A
12 + 12 + 12 + 12	2.03	2.03	2.03	2.03	8.12	3.70	9.20	249	1091	2838	3.26/A	2.38	2.38	2.38	2.38	9.50	2.69	11.00	238	646	2796	3.99/A