

## DUO

### MULTISPLITS

2 Cooling models  
From 5,72 kW to 5,93 kW  
5 Heat Pump models  
From 5,37 kW to 14,2 kW

### PRODUCT ADVANTAGES




- Compact outdoor units.
- Units equipped with 2 compressors.
- Independent operation of each indoor unit.
- Outdoor units compatibles with PHOENIX and ALASKA indoor units.
- R410A "green" fluid.
- Rotary compressor.
- Hydrophilic condenser coating.
- Heating mode operation down to outdoor temperatures of -10° C.
- Silent running.

OUTDOOR UNIT  
DUO 9-9 / 9-12 / 12-12



OUTDOOR UNIT  
GC 18-18 / 24-24



		WAN 9	WAN 12					
 <p><b>WAN</b></p>	Cooling Capacity	kW	2,64	3,5				
	Heating Capacity	kW	2,8	3,8				
	Airflow <sup>1</sup>	m <sup>3</sup> /h	360/450	460/620				
	Acoustic pressure to 1 m <sup>3</sup>	dB(A)	35/41	33/40				
	Weight	kg	7	8				
	Dimensions (WxDxH)	mm	680x180x250	840x180x250				
	<b>Part number</b>		<b>7SP022711</b>	<b>7SP022712</b>				
	<b>Price</b>	€						
 <p><b>PNX</b></p>			<b>PNX 9</b>	<b>PNX 12</b>	<b>PNX 18</b>	<b>PNX 24</b>		
	Cooling Capacity	kW	2,88	3,67	5,35	6,81		
	Heating Capacity	kW	3,02	4,25	5,4	7,37		
	Airflow <sup>1</sup>	m <sup>3</sup> /h	330/380/460	450/550/635	750/840/930	840/930/990		
	Acoustic pressure to 1 m <sup>3</sup>	dB(A)	28/31/35	35/39/43	37/40/43	340/42/45		
	Weight	kg	11	11,5	14	15		
	Dimensions (WxDxH)	mm	810x210x285	810x210x285	1060x210x295	1060x210x295		
	<b>Part number</b>		<b>7SP022705</b>	<b>7SP022706</b>	<b>7SP022717</b>	<b>7SP022719</b>		
<b>Price</b>	€							
 <p><b>XLF</b></p>			<b>XLF 9</b>	<b>XLF 12</b>				
	Cooling Capacity	kW	2,6	3,3				
	Heating Capacity	kW	2,8	3,7				
	Airflow <sup>1</sup>	m <sup>3</sup> /h	330/360/390	310/360/430				
	Acoustic pressure to 1 m <sup>3</sup>	dB(A)	31/33/35	32/35/39				
	Weight	kg	13,5	14				
	Dimensions (WxDxH)	mm	570x160x570	570x160x570				
	<b>Part number</b>		<b>7SP022714</b>	<b>7SP022715</b>				
<b>Price</b>	€							

<sup>1</sup>Data are relative to Low speed, Medium speed and High speed



## DUO

		DUO 9-9	DUO 9-12	DUO 12-12	DUO 18-18	DUO 24-24
	Outdoor Units	DUO 9-9	DUO 9-12			
	Outdoor Units	DUO 9-9 RC	DUO 9-12 RC	DUO 12-12 RC	DUO 18-18 RC	DUO 24-24 RC
<b>Cooling</b>	Capacity	kW <b>5,72 (2 x 2,86)</b>	<b>5,93 (2,86 + 3,07)</b>	<b>7 (3,5 x 2)</b>	<b>10,7 (5,35 x 2)</b>	<b>13,10 (6,55 x 2)</b>
	Input power	kW 1,9	2,07	2,5	3,32	4,6
	EER/Energy Label	3 / B	2,8/C	2,8 / C	3,2 / A	2,8 / C
	Operating limits	°C 21°/ 46° Dry Bulb	21°/ 46° Dry Bulb	21°/ 46° Dry Bulb	21°/ 46° Dry Bulb	21°/ 46° Dry Bulb
<b>Heating</b>	Capacity	kW <b>5,37 (2,6 x 2)</b>	<b>6,13 (2,6 + 3,53)</b>	<b>7,03 (3,51 x 2)</b>	<b>10,8 (5,4 x 2)</b>	<b>14,2 (7,10 x 2)</b>
	Input power	kW 1,79	1,97	2,51	3,32	4,81
	COP/Energy Label	3 / D	3,1 / D	2, 8/ D	3,2 / D	2,9 / D
	Operating limits	°C -10°/ 24° Dry Bulb	-10°/ 24° Dry Bulb	-10°/ 24° Dry Bulb	-10°/ 24° Dry Bulb	-10°/ 24° Dry Bulb
<b>Outdoor unit</b>	Sound pressure level 1 mt	dB(A) 59	59	59	60	62
	Sound power level	dB(A) 66	66	66	70	72
	Airflow	m³/h 3100	3100	1100/1520	4500	4950
	Compressor type	Rotatif	Rotatif	Rotatif	Rotatif	Rotatif
	Dimensions (WxDxH)	mm 900x340x680	900x340x680	900x340x680	950x340x1270	950x340x1270
	Weight	kg 72	74	74	110	110
<b>Power supply 1-230V-50Hz</b>	Part number	<b>7SP091134</b>	<b>7SP091133</b>	-	-	-
	Price	€		-	-	-
<b>Power supply 1-230V-50Hz</b>	Part number	<b>7SP091131</b>	<b>7SP091132</b>	<b>7SP091138</b>	<b>7SP091139</b>	<b>7SP091140</b>
	Price	€				
<b>Power supply 1-230V-50Hz</b>	Power supply side	Ext.	Ext.	Ext.	Ext.	Ext.
	Power cable section	mm² 3x2,5	3x2,5	3x2,5	3x2,5	3x2,5
	Fuse rating am	A 16	16	16	16	16
	Electrical connections	mm² 6x1,5	6x1,5	6x1,5	6x1,5	6x1,5
<b>Pipe line</b>	Suction pipe diameter	inches 2 x 3/8"	2 x 3/8"	2 x 3/8"	2 x 1/2"	2 x 5/8"
	Liquid pipe diameter	inches 2 x 1/4"	2 x 1/4"	2 x 1/4"	2 x 1/4"	2 x 3/8"
	Max lenght	m 15	15	15	25	20
	Max height	m 7	7	7	15	15