

**CAPWELL RANGE**

**CD  
DC INVERTER**

**DUCTED UNITS**

1 Heat Pump model  
of 16 kW



INDOOR UNIT **CD 60 DCI**




**PRODUCT ADVANTAGES**

- Suitable solution for residential and light commercial ducted air conditioning.
- High level DC inverter system of 6HP (14kW) combined with ducted indoor unit.
- The outdoor unit is only 1250mm height.
- Quiet operation thanks to a large aerodynamic designed fans of 500 mm diameter.
- Variable cooling and heating capacity from 30% to 115% (of rated capacity).
- High COP "A" class energy rating.
- Emergency Water-float to prevent over flow at indoor side.
- Internal crankcase heater combined with compressor motor windings.
- Ready for base heater and additional crank case heater installation including software support.
- Compatible with Aironet regulation
- Dry contact output and inputs – Standby, Night mode, Power shedding and Alarm.
- HMI Display consists of 7-segments shows system diagnostics and setup.
- Monitoring software (PC port for high level service).
- Operating range Cooling: From -10°C to 46°C outdoors.
- Operating range Heating: From -15°C to 24°C outdoors.
- Brushless compressor and outdoor fan motors.
- High available static pressure.
- Supplied with RC7 remote control.

\* Wall mounted RCW2 remote control (Optional)



OUTDOOR UNIT **GC 60 DCI**






## CAPWELL CD DCI

		<b>CD 60 DCI</b>	
		<b>Indoor Units</b>	<b>ST CD 60 DCI</b>
		<b>Outdoor Units</b>	<b>GC 60 DCI</b>
<b>Cooling</b>	<b>Capacity</b>	kW	<b>14,0</b>
	Power input	kW	4,2
	EER/Energy Label		3,3 / A
	Operating limits	°C	11,4
<b>Heating</b>	<b>Capacity</b>	kW	<b>16,0</b>
	Power input	kW	4,4
	COP/Energy Label		3,6 / A
	Operating limits	°C	-10° / 46° Dry Bulb
<b>Indoor unit</b>	Sound pressure level 1 m <sup>1</sup>	dB(A)	50/55/58
	Sound power level <sup>1</sup>	dB(A)	66/70/73
	Airflow <sup>1</sup>	m <sup>3</sup> /h	555/805/917
	Dehumidification	l/h	4.0
	Dimensions (WxDxH)	mm	740x400x1350
	Weight	kg	75
	<b>Part number</b>		<b>7SP032111</b>
<b>Outdoor unit</b>	<b>Price</b>	€	
	Sound pressure level 1 m <sup>1</sup>	dB(A)	56/58
	Sound power level <sup>1</sup>	dB(A)	68/70
	Airflow <sup>1</sup>	m <sup>3</sup> /h	5700
	Compressor type		Rotary
	Dimensions (WxDxH)	mm	900x340x1255
	Weight	kg	110
<b>Power supply 1-230V-50Hz</b>	<b>Part number</b>		<b>7SP071402</b>
	<b>Price</b>	€	
	<b>Full set price</b>	€	
<b>Power supply 1-230V-50Hz</b>	Power supply side		Outdoor
	Power cable section	mm <sup>2</sup>	3x6,0
	Fuse rating	A	32
	Electrical connections	mm <sup>2</sup>	3x1,5
<b>Pipe line</b>	Suction pipe diameter	inches	3/4"
	Liquid pipe diameter	inches	3/8"
	Max lenght	m	70
	Max height	m	30

<sup>1</sup>Data are relative to Low speed, Medium speed and High speed



<b>Accessories</b>		<b>CD 60 DCI</b>	
Base Heater	439878	€	
Room thermostat + Extension Cable (Shielded)	442298+442296	€	
RCW Wall Mounted Remote Control	7ACEL1157	€	
Remote control RCW2	7ACEL1212	€	