

AIR CONDITIONING

Range

COMFORT

Cassettes

COLORADO



Cooling only



Heat pump



Electric heating



R407C

**600X600
Models**



Airwell
Air Conditioning

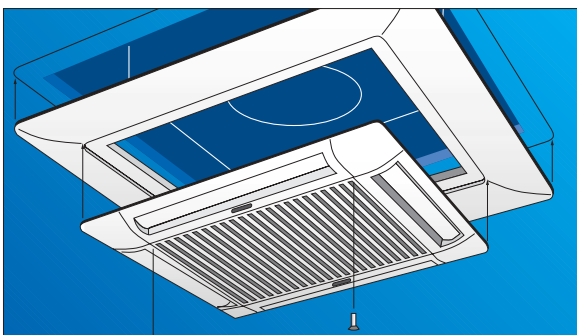

Cassettes

COLORADO

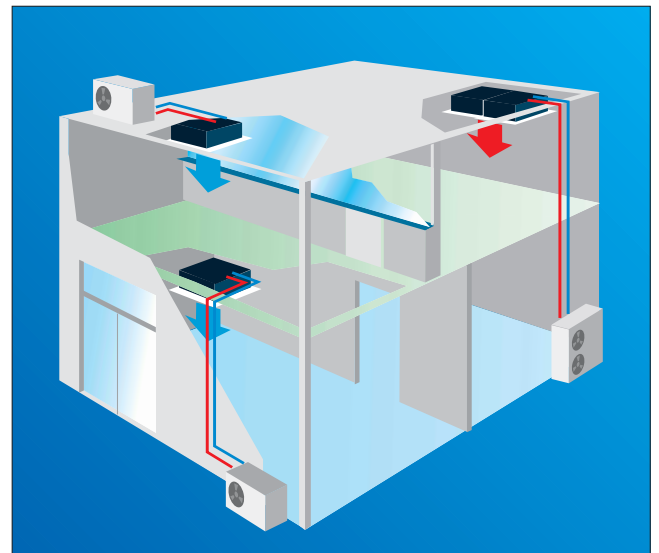


The new range of AIRWELL cassettes are available in either "cooling only" or "heat pump" versions with the option of factory fitted electric heaters. The 7 models sizes have capacities ranging from 2.77 to 12.3 kW, which enables an accurate unit selection for every application.

WASHABLE FILTERS THAT ARE EASILY REMOVED ENSURE EFFICIENT OPERATION.



ACCESSORIES: **BIGFRAME**
AIRWELL'S NEW BIGFRAME SIMPLIFIES THE INSTALLATION AND MAINTENANCE OF AIRWELL CASSETTES IN FIXED OR PLASTERBOARD CEILINGS. BIGFRAME ALLOWS A STANDARD 600 X 600 mm CASSETTE TO BE LOCATED INTO AN APERTURE OF UP TO 825 X 825 mm THEREBY GIVING THE INSTALLER EASY ACCESS TO THE PIPE AND ELECTRICAL CONNECTIONS.



INSTALLING COLORADO CASSETTES AS MULTI SPLIT INVOLVES LOW INVESTMENT COSTS FOR A HIGHLY PERFORMING EQUIPMENT.



Cooling only



Heat pump

Electric heating



ADVANTAGES

1

MODULAR DESIGN

The AIRWELL range of cassettes have been specifically designed to fit into the standard 600 x 600 mm European ceiling grid which means a simple and far more attractive installation.

2

FLEXIBILITY

This extensive range of cassettes are compatible with air cooled, water cooled and multi split condensers and are also available in a chilled water version.

600X600 Models

INSTALLATION

EASIER INSTALLATION AND MAINTENANCE

All components are easy to access after removing the cover.



Fresh air intake

Condensate raising pump

Sliding electrical junction

Extra quiet turbine



Condensate raising pump:
multi-level float for monitoring and safety.
Raising height up to 600 mm.
Quick to remove:
only 1 mounting point



Direct access to all electrical connections.

REMOTES

INFRARED REMOTE CONTROL

Range up to 8 metres



WALL-MOUNTED REMOTE CONTROL

Available as an accessory: wire or infrared control.
Possibility to connect 32 indoor units (15 zones).

A CHOICE OF MULTI-FUNCTION REMOTE CONTROLS INTEGRATING THE LATEST ERGONOMIC FEATURES:

- Automatic Cooling / Heating regulation
- 3 fan speeds
- Automatic Fan
- I FEEL function
- Slow-down at night
- Dehumidification
- 2 programming ranges: week & week-end
- LCD screen

TECHNICAL SPECIFICATIONS

CASSETTES SERIES



Cooling only models		K 9 A	K 11 A	K 15 A	K 18 A	K 24 A	K 30 F	K 45 F
Cooling capacity (1)	kW	2,77	3,33	4,19	5,52	7,02	9,36	12,3
Power input	kW	0,93	1,19	1,53	2,24	2,64	3,6	4,73
EER		2,98	2,8	2,74	2,46	2,66	2,6	2,6
Energy label		C	D	D	E	D	E	E
Annual energy consumption (4)	kWh	465	595	765	1120	1320	1800	2365
Air flow (LS/MS/HS)	m³/h	475/560/600	475/560/600	485/620/770	530x640x760	560x640x760	1100/1350/1820	1120/1360/1820
Noise level (1 m) (3)								
Indoor (LS/MS/HS)	dB(A)	32/34/41	35/37/42	37/41/44	33/37/40	37/41/45	34/38/44	39/44/48
Outdoor	dB(A)	50	53	54	47	47	62	64
Power supply								
- 1~230V - 50 Hz		•	•	•	•	•	•	-
- 3N~400V - 50Hz		-	-	-	•	•	•	•
Fuse (1~230V)	A	8	8	12	12	16	25	-
Fuse (3N~400V)	A	-	-	-	6	6	10	10
Compressor type		Rotary	Rotary	Rotary	Scroll	Scroll	Scroll	Scroll

Linking specifications between indoor and outdoor units

Linking pipes (not supplied)

Max.length	m	15	15	15	25	25	25	50
Max.height difference	m	7	7	7	10	10	10	20
Suction pipe	Inches	3/8	1/2	1/2	5/8"	5/8"	5/8"	3/8"
Liquid pipe	Inches	1/4	1/4	1/4	3/8"	3/8"	3/8"	3/4"

Electrical connections (not supplied)

1~230V version	mm²	4x1,5	4x1,5	4x1,5	5x1,5	5x1,5	5x1,5	-
3N~400V version	mm²	-	-	-	5x1,5	5x1,5	5x1,5	5x1,5

CASSETTES SERIES RC



Heat pump models		K 9 RCA	K 11 RCA	K 15 RCA	K 18 RCA	K 24 RCA	K 30 RCF	K 45 RCF
Heating capacity (2)	kW	3,04	3,3	4,66	5,73	7,1	9,39	14,3
Power input	kW	0,96	1,26	1,58	2,3	2,78	3,47	5,3
COP		3,16	2,62	2,95	2,49	2,55	2,71	2,70
Energy label		D	E	D	F	F	E	E

Linking specifications between indoor and outdoor units

Linking pipes (not supplied)

Max. length	m	15	25	15	25	25	25	50
Max.height difference	m	7	7	7	10	10	10	20
Suction pipe	Inches	3/8"	1/2"	1/2"	5/8"	5/8"	5/8"	3/8"
Liquid pipe	Inches	1/4"	1/4"	1/4"	3/8"	3/8"	3/8"	3/4"

Electrical connections (not supplied)

1~230V version	mm²	5x1,5	5x1,5	5x1,5	6x1,5	6x1,5	6x1,5	-
3N~400V version	mm²	-	-	-	6x1,5	6x1,5	6x1,5	6x1,5

Indoor units with fitted electric heating

Power supply		1~230V	1~230V	1~230V	1~230V	1~230V	3N~400V	3N~400V
Heating capacity - Cooling only version	W	1650	1650	2250	2850	2850	4300	5200
Heating capacity - Heat pump version	W	900	900	1500	1500	1500	2700	3600

Dimensions and weight

Indoor unit

Weight	kg	26	27	27	28	29	53	56
Dimensions								
Flush mounted indoor unit (WxDxH)	mm	571x571x287	571x571x287	571x571x287	571x571x287	571x571x287	1171x571x287	1171x571x287
Fascia (WxDxH)	mm	625x625x40	625x625x40	625x625x40	625x625x40	625x625x40	1225x625x40	1225x625x40

Outdoor unit

Weight	kg	35	38	41	56	58	82	95
Dimensions (WxDxH)	mm	795x290x610	795x290x610	795x290x610	850x370x690	850x370x690	900x340x860	900x340x970

Note: values are expressed under a 230 V/50Hz voltage. (1) Nominal cooling capacity: International nominal conditions (NF EN 255.2 / 814.2) - Type A: 27°C/19°C wetbulb - Outdoor air:35°C/24°C wetbulb. (2) Nominal heating capacity: International conditions (NF EN 255.2 / 814.2): Indoor:19°C/12°C wetbulb - Outdoor air :7°C/6°C wetbulb. (3) Global acoustic pressure in dB(A) (1m) under nominal conditions: Outdoor unit in open field on open area against a reflecting background - Installation in an average sized room (LS-0,5s reverberation) (4) Estimate on the basis of yearly consumption of 500 h.



ACE
Marketing

ACE - I bis, av. du 8 mai 1945 - Saint-Quentin-en-Yvelines
F - 78284 Guyancourt Cedex
Fax : +33 (0) 1 39 44 11 55 - Tel. : +33 (0) 1 39 44 78 00
www.airwell.com



Your distributor

Airwell

