

AIR CONDITIONING

Wall/Floor mounted Split-System LOUISIANA XLS

Range

COMFORT



Cooling only



Heat pump



R22



Airwell
Air Conditioning

WALL/FLOOR MOUNTED SPLIT-SYSTEM

LOUISIANA XLS

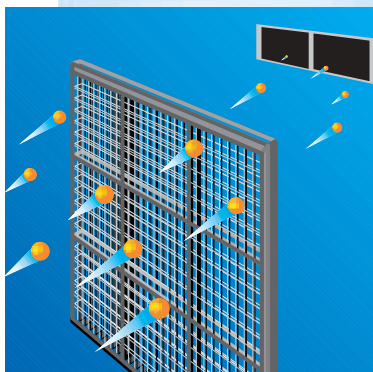


Never before has technology been used to such an extent to maximise comfort and simplify installation. With its pure, flowing lines the styling of the LOUISIANA XLS optimises the latest aesthetic trends. Its "High tech" controls and its unparalleled refinement enable it to be harmoniously integrated in all styles of decor.

A rare discretion and elegance perfectly in phase with the latest demands of home and tertiary environments.

Today, the air conditioners in the LOUISIANA Range represent an alternative to all the other wall mounted units available on the market. They attain new levels of comfort in terms of compactness and the quality of air distribution, as the air can be directed in 4 directions.

Depending on the operating mode and the type of comfort sought, the user is free to close 1 or 2 of the air distribution flaps.



Filtration: Optimised air quality

In addition to the standard filter, XLS air conditioners incorporate a "high efficiency" electrostatic filter. Particles such as tobacco smoke, pollen etc. are absorbed, thus ensuring impeccable air quality. A warning LED indicates when the filter should be cleaned.



Four-directional air flow

The treated air can be distributed in four directions and the user has the possibility of direct air flow depending on the chosen operating mode:

Cooling mode: The air blown upward drifts down in a homogeneous manner to cool the room.

Heating mode: The air blown towards the floor gradually rises to spread throughout the room.

Sideways flow: The remainder of the air is circulated homogeneously without causing any feeling of draughts.

**ULTRA
QUIET
29 dBA**

The LOUISIANA XLS air conditioner provides exceptionally quiet operation.

**SUPER
COMPACT
Depth: 140 mm**

With their unrivalled super compact design, the LOUISIANA XLS air conditioners are only 14 cm deep, being considerably slimmer than traditional air conditioners.

**MULTIPOSITIONS
WALL OR FLOOR
MOUNTING**

Being extremely practical, the LOUISIANA XLS air conditioners can be installed at any height on the wall.

Airwell
Air Conditioning

REMOTE CONTROLS - INSTALLATION



INFRA RED REMOTE CONTROL

Range of up to 8 metres.



A CHOICE OF MULTI-FUNCTION CONTROLS AT THE LEADING EDGE OF ERGONOMIC DESIGN


- Automatic Cooling/Heating regulation.
- 3 ventilation speeds.
- Automatic ventilation.
- "I FEEL" function.
- Slow down at night.
- Dehumidification.
- 2 programming profiles: week and weekend.
- Back lit LCD display.

WALL MOUNTED REMOTE CONTROL

Available as an accessory: hardwired control.

Possibility to connect 32 indoor units (15 zones). Max length: 300m.

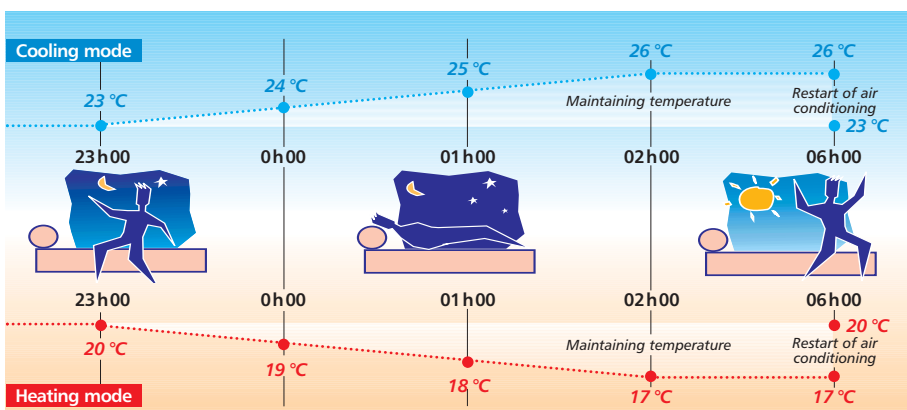
PROGRAMMING



The air conditioner manages by itself users' comfort thanks to its microprocessor. Programming allows delayed restart or stopping of the appliance thus optimizing power consumption savings.

On the LOUISIANA models, one benefits from two timers. One for the week and another one for the week-end, for instance.

SLOW DOWN AT NIGHT



It adapts the temperature to the best conditions for the user during his sleep, while power consumption is reduced.

It is possible, both in heating and cooling mode, to program automatically 3 set-points. The economy amounts to 7 % per degree, representing quite important savings of power consumption.

TECHNICAL SPECIFICATIONS

XLS SERIES

Cooling only models		XLS 7	XLS 9	XLS 12
Cooling capacity (1)	kW	2,23	2,64	3,46
Power input	kW	0,76	1,04	1,30
Air flow	m³/h	340	420	460
Noise levels (2)				
- Indoor (4m) (LS/MS/HS)	dB(A)	29/33/35	35/37/39	35/38/42
- Outdoor	dB(A)			
Power supply		1~230 V - 50 Hz		
Voltage range		198 / 254 V		
Fuse (1~230V)	A	6	8	10
Compressor type		Rotary	Rotary	Rotary
Electrical connections (not supplied)				
1~230V version	mm²	5x1,5	5x1,5	5x1,5

XLS RC SERIES

Heat pump models		XLS 7 RC	XLS 9 RC	XLS 12 RC
Heating capacity (3)	kW	2,23	2,64	3,46
Power input	kW	0,76	1,04	1,30

Linking specifications between indoor and outdoor units

Linking pipes (not supplied)

Max.length	m	10	12	12
Max.height difference	m	7	7	7
Suction pipe	Inches	3/8"	3/8"	1/2"
Liquid pipe	Inches	1/4"	1/4"	1/4"
Electrical connections (not supplied)				
1~230V version	mm²	6x1,5	6x1,5	6x1,5

DIMENSIONS AND WEIGHT

Indoor unit

Weight	kg	14	14	14
Dimensions (WxDxH)	mm	570x140x570	570x140x570	570x140x570

Outdoor unit

Weight	kg	30	31	37
Dimensions (WxDxH)	mm	760x245x545	760x245x546	760x245x547

Note: values are expressed under a 230 V/50Hz voltage.

(1) Nominal cooling capacity: International nominal conditions (NF EN 255.2 / 814.2) - Type A: 27°C/19°C wetbulb - Outdoor air: 35°C/24°D wetbulb.

(2) Nominal heating capacity: International conditions (NF EN 255.2 / 814.2): Indoor: 19°C/12°C wetbulb - Outdoor air: 7°C/6°C wetbulb.

(3) Global acoustic pressure in dB(A) (4m) under nominal conditions: Outdoor unit in open field on open area against a reflecting background - Installation in an average sized room (LS=0,5s reverberation).



ACE
Marketing

ACE - I bis, av. du 8 mai 1945 - Saint-Quentin-en-Yvelines
F - 78284 Guyancourt Cedex
Fax : +33 (0) 1 39 44 11 55 - Tel. : +33 (0) 1 39 44 78 00
www.airwell.com



Your distributor *Airwell*

