

# LOUISIANA XLF

WALL MOUNTED RANGE

*Airwell*



# Airwell



OUTDOOR UNIT  
GCNG 9/12



RC4



RCW2 (Optional)



## WALL MOUNTED


Technology has never gone so far to optimise comfort and simplify installation. With its pure and fluid streamline, LOUISIANA XLF adopts new design trends. Its "Hi-Tech" control panel and exceptional finishing allow a harmonious integration in all setting types. Rare discretion and elegance meet the new expectations of housing environment. Today, the LOUISIANA air conditioners range has become an alternative to other wall mounted air conditioners proposed in the market. It reveals a new comfort in terms of size and air circulation quality, as the air can be blown in 4 directions. Depending on the operating mode selected and the type of comfort required, 1 or 2 blowing flaps can be closed at leisure. Thus, temperature can be adapted for ideal resting conditions and limited power consumption in both hot and cold operating mode.

## AIRCONET CONTROL SYSTEM



By using a communication gateway for connecting several XLF indoor units, and with a simple Internet navigator, it is possible to achieve centralised and remote management of all your indoor units, room by room and floor by floor... In addition to improved comfort and reduced energy bills, thanks to a closer consumption control as well as simplified management, the AircoNet system requires no special software installation and enables you to be kept informed of any system incident in real time by e-mail or SMS.

## ENERGY LABEL



Energy label is mostly known for household appliances. It was initiated by the EU to classify these appliances in 7 categories (from A to G) in relation to their energy consumption. Those appliances with the best energy efficiency are awarded with an A label, those with the lowest energy efficiency with a G label. This label also includes a certain number of details (Brand, Model, Cooling and Heating capacity, Noise level) and allows you to compare the efficiency of different products.



## INFRARED REMOTE CONTROL

Small-size and with excellent ergonomic properties, the Airwell infrared remote control is highly user friendly. It can be used to program advanced multiple functions such as choosing between 3 ventilation speeds, night-time slow running, programming, dehumidification, energy saving function and "I feel" function, and many others. By only pressing a button you select the temperature to be obtained and controlled with a high degree of precision.



# LOUISIANA XLF


WALL MOUNTED RANGE

## OUTDOOR UNIT FEATURES



### **Outdoor Unit**

The heat-stable polyester material structure provides a reduction of the noise level and weight as well as an extended service life. The anticorrosion treatment with a high density powder paint coating ensures high resistance whatever the operating conditions.



### **Condenser**

"Bluefin" hydrophilic treatment promotes the flow of condensates, while also providing corrosion protection to maintain performance levels and increasing the service life.



### **Compressor**

A rotary compressor providing optimum performance and reduced noise level.



### **Propeller**

With 3 aerodynamic blades, the propeller offers better balance, enhances the exchange process and makes silent operation possible.



# LOUISIANA XLF

WALL MOUNTED RANGE

BLEND IN  
PERFECTLY WITH  
THE SURROUNDING  
INTERIOR

The LOUISIANA range is ultra-compact (only 160 mm deep) and has unequalled dimensions (570 x 570 mm) enabling its perfect integration in all setting styles. Capable of being mounted in multiple positions, the LOUISIANA air conditioners can be installed at any height on the wall thus facilitating integration and utilisation.

EASY  
INSTALLATION

This range offers high installation facility and easy servicing due to the accessibility of its components by simply removing the front panel (cooling and electrical connections). This range of two models, reversible with mono-split configuration is furthermore compatible with multi-split units DUO R410A thus meeting multiple installation configurations.

FILTERS

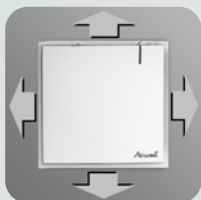
In addition to the 4-direction blowing feature that favours air circulation, this range is endowed with an exceptional air treatment capability (guaranteed by 3 levels of filtering) ensuring optimum comfort to the occupants.

- Standard filters or pre-filters: trap the largest particles (dust or other impurities). The filters can be regenerated (washing with soapy water), a lamp indicates the cleanliness status.
- Active charcoal filter: specially developed to neutralise odour generating particles (tobacco, kitchen odours, etc.) this photo-catalytic type filter should be exposed to light every 6 months in order to regain its optimum efficiency.
- Electrostatic filter: this filter absorbs particles such as dust, pollen, mites, bacteria, smoke and tobacco, thus ensuring air quality above reproach.

PRODUCT  
BENEFITS

- Innovative, ultra-compact design (only 16 cm deep)
- Ultra-quiet operation – Only 31 dBA at 1 m
- Low or high wall mounted installation
- Treated air distribution from all 4 sides
- Class A Energy Label (depending on models)
- Indoor units compatible with DUO R410A
- 3 fan speed
- Night running function
- High performance filtration
- Electronic regulation and programming
- Wall mounted RCW2 remote control (accessory)

AIR  
CIRCULATION



Treated air is blown in all four directions. The treated air flow can be oriented to optimise comfort according to the selected mode.

- Cooling mode: air blown upwards comes down regularly to cool the room.
- Heating mode: air blown towards the floor rises progressively to better circulate in the room.
- Side blowing: ensures the remaining air to circulate regularly without creating a feeling of being in an air draught.



## R-410A: AN ECO-FRIENDLY FLUID

The LOUISIANA XLF wall mounted range is available with the ecologically friendly fluid R410A. This provides high energy efficiency, while preserving the ozone layer, and is easily recyclable. Its high density and high energy efficiency make for high performance coefficients, thereby providing significant energy saving.

# LOUISIANA XLF

WALL MOUNTED RANGE


		<b>XLF 9</b>	<b>ST XLF 9</b>	<b>XLF 12</b>	<b>ST XLF 12</b>
	<b>Indoor Units</b>		<b>GCNG 9</b>		<b>GCNG 12</b>
	<b>Outdoor Units</b>		<b>GCNG 9 RC</b>		<b>GCNG 12 RC</b>
<b>Cooling</b>	<b>Capacity</b>	kW	<b>2,6</b>		<b>3,3</b>
	Power input	kW	0,8		1,09
	EER/Energy Label		3,2 / A		3,0 / B
	Operating limits	°C	21° / 46° Dry Bulb		21° / 46° Dry Bulb
<b>Heating</b>	<b>Capacity</b>	kW	<b>2,8</b>		<b>3,7</b>
	Power input	kW	0,83		1,21
	COP/Energy Label		3,4 / B		3,0 / D
	Operating limits	°C	-9° / 24° Dry Bulb		-9° / 24° Dry Bulb
<b>Indoor unit</b>	Sound pressure level 1 mt <sup>1</sup>	dB(A)	31/33/35		32/35/39
	Sound power level <sup>1</sup>	dB(A)	44/46/48		44/47/51
	Airflow <sup>1</sup>	m <sup>3</sup> /h	330/360/390		310/360/430
	Dehumidification	l/h	1,2		1,6
	Dimensions (WxDxH)	mm	570x160x570		570x160x570
	Weight	kg	13,5		14
<b>Outdoor unit</b>	Sound pressure level 1 mt	dB(A)	53		53
	Sound power level	dB(A)	62		64
	Airflow	m <sup>3</sup> /h	1780		1850
	Compressor type		Rotary		Rotary
	Dimensions (WxDxH)	mm	795x290x610		795x290x610
	Weight	kg	35		36
<b>Power supply 1-230V-50Hz</b>	Power supply side		Indoor		Indoor
	Power cable section	mm <sup>2</sup>	3x1,5		3x1,5
	Fuse rating am	A	10		16
	Electrical connections	mm <sup>2</sup>	4x1,5		4x1,5
<b>Electrical connections</b>	Electrical connections	mm <sup>2</sup>	5x1,5		5x1,5
	Suction pipe diameter	inches	3/8"		3/8"
<b>Pipe line</b>	Liquid pipe diameter	inches	1/4"		1/4"
	Max lenght	m	15		15
	Max height	m	7		7

<sup>1</sup>Data are relative to Low speed, Medium speed and High speed

CM XLF-1 - A-1 MASTER - Specifications subject to change without notice. Non contractual pictures.

## Airwell

Your official dealer



### Airwell Group

1, Bis Avenue du 8 mai 1945  
 Saint Quentin en Yvelines  
 78284 GUYANCOURT  
 France  
 Tel. +33 (0)1 39 44 78 00  
 Fax +33 (0)1 39 44 65 17

www.airwell.com  
 contact@airwell.com