




Heat pumps
Three services


WELLEA WT SPLIT HEAT PUMP WITH DHW TANK INCLUDED



WELLEA WT
with DHW tank included



WELLEA
ODU 4-6kW



WELLEA
ODU 8-16kW

+ PRODUCTS

- Refrigerant connections; no need for antifreeze protection
- Water at up to 60°C at outdoor temperatures down to -15°C
- Compatible with all types of emitter
- Hot water tank included (190L or 240L)

FEATURES



THE + «SUSTAINABLE DEVELOPMENT»

→ High energy class A+++

THE + «USER»

- Compatible with all emitters
- Great flexibility of use
- Perfect for replacing an oil or gas burner
- Integrated hot water tank

THE + «INSTALLER»

→ Customisable water program, allowing the entire heating circuit to be managed using the many available connections

THE + «TECHNOLOGY»

- Operates at outdoor temperatures down to -25°C
- HP Keypmark certified





ECONOMIC: HOT SANITARY WATER THANKS TO SOLAR ENERGY

* Available during 2021.

Airwell
Just feel well

HEAT PUMPS ACCESSORIES

Designation	Part number	Photo	Description
Bizone Kit 2Z2T	7ACEL1882		<p>With this module you can simply manage 2 zones with 2 different temperatures (ex: floor heating & radiator). All the elements are pre-wired, you just have to plug them in on site.</p> <p>1 Hydraulic module :</p> <ul style="list-style-type: none"> - 2 water pump - 1 regulation - 2 thermostats (radio) - 1 outdoor temperature sensor (radio) - 1 antenna (for radio connection) <p>Thermostat functions :</p> <ul style="list-style-type: none"> - Change temperature (5°C to 37 °C) - Change mode (heating / cooling) - Weekly programming - Holiday mode
Hydraulic compensator	7ACFH0854		<p>To be use with the Bizone Kit. If you don't have buffer tank you can use this bottle. Easely paring with our Bizone Kit. Insulation included. 14 kW ΔT 5°C – 28 kW ΔT 10°C</p>
Shock absorder (support)	7ACTL0510		<p>Helps reduce the transmission of vibrations. Length : 1 000mm</p>
Temperature sensor	1PR070230		Temperature sensor + wire (10m)
Wire connection (Balance tank)	7ACFH0870		Connection between temperature sensor and electronic board for balance tank probe
Wire connection (Solar)	7ACFH0871		Connection between temperature sensor and electronic board for solar probe
Controller for E-Heater	7ACEL1892		Control the DHW electric heater with the heat pump

Designation		DHW TANK 200L	DHW TANK 200S	DHW TANK 300L	DHW TANK 300S	DHW TANK 500L	DHW TANK 500S
Part number		7ACFH0872	7ACFH0876	7ACFH0873	7ACFH0875	7ACFH0874	7ACFH0877
Heat pump max. capacity	kW	10	10	16	16	22	22
Capacity	L	196	194	273	267	475	464
Surface of exchanger	m ²	1,5	1,5+0,5	1,8	1,8+1,1	2,2	2,2+1,3
Material	/	Enamel steel	Enamel steel	Enamel steel	Enamel steel	Enamel steel	Enamel steel
Max pressure	bar	10	10	10	10	10	10
Storage dispersion	W	51	51	63	63	80	80
Energy class	/	B	B	B	B	B	B
Protection	/	Magnesium anode	Magnesium anode	Magnesium anode	Magnesium anode	Magnesium anode	Magnesium anode
Electric heater	kW	2,0	2,0	2,0	2,0	2,0	2,0
Height	mm	1215	1215	1615	1615	1705	1705
Diameter	mm	640	640	640	640	790	790
Weight	kg	77	83	98	112	128	151



WELLEA ACCESSORIES

Designation	Part number	Photo	Description
3 ways valve	7ACFH0855		<ul style="list-style-type: none"> • 3 ways valve for heating and DHW
Magnetic dirt separator 1"	7ACFH0856		<ul style="list-style-type: none"> • Dirt separator, swiveling, with magnetic ring
Antifreeze valve MM 1"	7ACFH0857		<ul style="list-style-type: none"> • Ready to install • Thermostatic valve • Automatic opening (+ 3 ° C) and closing (+ 4 ° C) (+/- 1 ° C)
Mix bottle 25L	7ACFH0859		<ul style="list-style-type: none"> • Insulated bottle, reversible: heating and cooling • ErP class: C • Usable volume: 25 L • Wall installation
Mix bottle 50L	7ACFH0858		<ul style="list-style-type: none"> • Insulated bottle, reversible: heating and cooling • ErP class: C • Usable volume: 51 L • Wall installation
Mix bottle 100L	7ACFH0860		<ul style="list-style-type: none"> • Insulated bottle, reversible: heating and cooling • ErP class: C • Usable volume: 95 L • Floor laying
Mix bottle 200L	7ACFH0861		<ul style="list-style-type: none"> • Insulated bottle, reversible: heating and cooling • ErP class: C • Usable volume: 195 L • Floor laying
Automatic air vent 1"	7ACFH0862		<ul style="list-style-type: none"> • Continuous evacuation of air (degassing) present in the hydraulic circuit • Automatic operation • Adjustable: horizontal or vertical mounting
Safety valve 10B 20X27	7ACFH0863		<ul style="list-style-type: none"> • Plant power: 46 kW • Graduated scale for adjustment: 0.1 to 0.6 bar differential
Expansion vessel 12L	7ACFH0864		<ul style="list-style-type: none"> • CE standard vessel for heating and cooling circuit • Capacity: 12 L • Pre-inflation: 1 bar
Expansion vessel 18L	7ACFH0865		<ul style="list-style-type: none"> • CE standard vessel for heating and cooling circuit • Capacity: 18 L • Pre-inflation: 1 bar
Wall support for expansion vessel + accessories	7ACFH0866		<ul style="list-style-type: none"> • Stem, vase support, equipped with: <ul style="list-style-type: none"> - quick coupling for vase - air vent ""PR2"" - NC valve with pressure gauge
Backflow preventer 573 1/2	7ACFH0867		<ul style="list-style-type: none"> • Non-controllable reduced pressure zone backflow preventer NF
Water pump EVOSTA 2 4 à 7 mH2O 180 mm	7ACFH0868		<ul style="list-style-type: none"> • Low consumption electronic circulator (EEI <= 0.18) • For heating and air conditioning • With limescale protection during commissioning • 5 year warranty • Flow: 0.4 to 3.6 m3 / h • Manometric head: 4 to 6.9 mWC • 3 operating curves each with 3 speeds: <ul style="list-style-type: none"> - Proportional differential pressure - Constant differential pressure - Constant speed • Protection class: IP X5
Axial thermometer	7ACFH0869		<ul style="list-style-type: none"> • Axial thermometer 0 / 120°

Heat pumps
Three services

WELLEA WT SPLIT HEAT PUMP WITH DHW TANK INCLUDED

WELLEA WT TECHNICAL DATA

Outdoor unit			AW-YHPSA04-H91	AW-YHPSA06-H91	AW-YHPSA08-H91	AW-YHPSA10-H91	AW-YHPSA12-H91	AW-YHPSA14-H91	AW-YHPSA16-H91	AW-YHPSA12-H93	AW-YHPSA14-H93	AW-YHPSA16-H93
Part number			7HP061065	7HP061066	7HP061067	7HP061068	7HP061069	7HP061070	7HP061071	7HP061072	7HP061073	7HP061074
Phase			Single phase				Single phase			Three phase		
HEATING MODE												
Air +7°C Water 30/35°C	Heating capacity	kW	4.25	6.20	8.30	10.00	12.10	14.50	16.00	12.10	14.50	16.00
	Power input	kW	0.82	1.24	1.60	2.00	2.44	3.09	3.56	2.44	3.09	3.56
	COP		5.20	5.00	5.20	5.00	4.95	4.70	4.50	4.95	4.70	4.50
Air -7°C Water 30/35°C	Heating capacity	kW	4.80	6.10	7.10	8.25	10.00	12.00	13.30	10.00	12.00	13.30
	Power input	kW	1.52	2.00	2.18	2.62	3.33	4.29	4.93	3.33	4.29	4.93
	COP		3.15	3.05	3.25	3.15	3.00	2.80	2.70	3.00	2.80	2.70
Air +7°C Water 40/45°C	Heating capacity	kW	4.35	6.35	8.20	10.00	12.30	14.20	16.00	12.30	14.20	16.00
	Power input	kW	1.14	1.69	2.08	2.63	3.24	3.89	4.44	3.24	3.89	4.44
	COP		3.80	3.75	3.95	3.80	3.80	3.65	3.60	3.80	3.65	3.60
Air +7°C Water 47/55°C	Heating capacity	kW	4.40	6.00	7.50	9.50	12.00	13.80	16.00	12.00	13.80	16.00
	Power input	kW	1.49	2.00	2.36	3.06	3.87	4.60	5.52	3.87	4.60	5.52
	COP		2.95	3.00	3.18	3.10	3.10	3.00	2.90	3.10	3.00	2.90
COOLING MODE												
Air 35°C Water 12/7°C	Cooling capacity	kW	4.70	7.00	7.40	8.20	11.60	12.70	14.00	11.60	12.70	14.00
	Power input	kW	1.36	2.33	2.19	2.48	4.22	4.98	5.71	4.22	4.98	5.71
	EER		3.45	3.00	3.38	3.30	2.75	2.55	2.45	2.75	2.55	2.45
Air 35°C Water 23/18°C	Cooling capacity	kW	4.50	6.55	8.40	10.00	12.00	13.50	14.90	12.00	13.50	14.90
	Power input	kW	0.81	1.34	1.66	2.08	3.00	3.75	4.38	3.00	3.75	4.38
	EER		5.55	4.90	5.05	4.80	4.00	3.60	3.40	4.00	3.60	3.40
PERFORMANCES												
Energy label (average climate)	Water outlet to 35°C	class	A+++				A+++					
	Water outlet to 55°C	class	A++				A++					
Seasonal efficiency (average climate)	Water outlet to 35°C	%	191	195	205	205	189	186	182	189	186	182
	Water outlet to 55°C	%	130	138	132	137	135	136	133	135	136	133
SCOP (average climate)	Water outlet to 35°C		4.85	4.95	5.21	5.19	4.81	4.72	4.62	4.81	4.72	4.62
	Water outlet to 55°C		3.31	3.52	3.36	3.49	3.45	3.47	3.41	3.45	3.47	3.41
Sound level		dB(A)	56	58	59	60	64	65	68	64	65	68
Sound pressure level (1m)		dB(A)	44	45	46	49	50	51	55	50	51	55
OPERATING LIMITS												
Outdoor temperature	Cooling	°C	-5/43				-5/43					
	Heating	°C	-25/35				-25/35					
	DHW	°C	-25/43				-25/43					
POWER SUPPLY												
Phase/Voltage/Frequency			1P/220-240V/50Hz				1P/220-240V/50Hz			3P/380-415V/50Hz		
Max. current			A		14	17.00	25.00	26.00	27.00	10.00	11.00	12.00
INSTALLATION & OTHERS												
Airflow			m³/h		2770	4030	4060	4650	4060	4650	4060	4650
Refrigerant	Type/GWP		R32/675				R32/675					
	Charge until 15m	kg	1.50		1.65		1.84					
	Additional charge	g/m	20		38		38					
Outline dimensions (WxHxD)			mm		1008x712x426		1118x865x523		1118x865x523			
Package dimensions (WxHxD)			mm		1065x800x485		1180x890x560		1180x890x560			
Net weight/Gross weight			kg		58/64		77/88		96/110		112/125	
Pipe diameter (liquid - gas)			inches		1/4" - 5/8"		3/8" - 5/8"		3/8" - 5/8"			
INDOOR UNIT DATA												
Indoor unit			AW-WHPSAT10190-N91				AW-WHPSAT16240-N91			TBC		
Part number			7HP010019				7HP010020			TBC		
Phase			Monophasé				Monophasé			TBC		
TANK												
Capacity			l		1P/220-240V/50Hz		1P/220-240V/50Hz			TBC		
Electric heater DHW			kW		TBC		TBC			TBC		
Electric heater			kW		TBC		TBC			TBC		
PERFORMANCES												
DHW profile					L		XL					
Energy label DHW (average climate)			class		A+				A+			
Energy efficiency DHW (average climate)			%		128	128	125	125	124	124	124	124
Sound power level			dB(A)		38		40		44			
Sound pressure level (1m)			dB(A)		TBC		TBC		TBC			
POWER SUPPLY												
Phase/Voltage/Frequency					190		240			TBC		
Max. current			A		TBC		TBC			TBC		
INSTALLATION & OTHERS												
Outline dimensions (WxHxD)			mm		600x600x1683		600x600x1943					
Package dimensions (WxHxD)			mm		653x653x1900		653x653x2160					
Net weight/Gross weight			kg		TBC		TBC			TBC		

FP-WELLEA WT ARS EN 0421 - AIRWELL RESIDENTIAL SAS - Specifications subject to change without notice. Pictures non contractual. Printed in UE.