



DC Inverter  
Cooling & heating

# CDM 360° CASSETTE



CDM 012-018



CDM 024-048

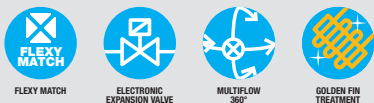


## + PRODUCTS

- RC08C remote control included
- Compact design
- Alarm output and dry contact
- Round flow 360° blown air output
- Multisplit compatible
- R32/R410A compatible
- Auxiliary air supply and fresh air supply

## FEATURES

### TECHNOLOGY:




### AIR QUALITY/CLEAN:



### USER FUNCTIONS:



### INSTALLER FUNCTIONS:



## CERTIFICATION

AIRWELL participates in the ECP programme for AC1.  
Check ongoing validity of certificate:  
[www.eurovent-certification.com](http://www.eurovent-certification.com)



\* models so marked are not Eurovent certified

600x600 and 900x900

### THE «SUSTAINABLE DEVELOPMENT»

→ High energy class A++ (cooling mode)/A+ (heating mode)

### THE «USER»

→ Homogeneous airflow distribution in the room for greater comfort  
→ User comfort ("I Feel" as option)

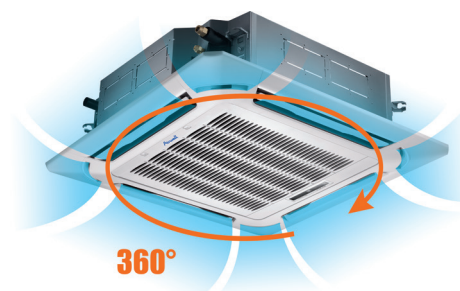
### THE «INSTALLER»

→ Suitable for rooms with limited space  
→ Parameters can be read on the indoor unit

### THE «TECHNOLOGY»

→ High corrosion resistance with the Golden Fin  
→ Electronic expansion valve

### 360° AIRFLOW WITH ROUND CORNERS



## OPTIONS

Accessory	Part number	Photo	Function
Wired single control RCW11	7ACEL1774		Weekly timer, mode, fan speed, timer On/Off, "I Feel" function, temperature.
Central controller RCW21	7ACEL1777		<b>Central controller.</b> Controls up to 64 indoor units with individual setting failure codes indication, On/Off dry contact, last operation memory.
BMS gateway	7ACEL1708		Maximum 1024 units could be connected (16 gateways).
Test tool	7ACEL1710		Easy viewing of system parameters, failure records and parameter adjustments.









## CDM TECHNICAL DATA

Multisplit configuration only

Indoor unit		AW-CDM009X-N91*	AW-CDM012-N91	AW-CDM018-N91	AW-CDM024-N91	AW-CDM036-N91	AW-CDM036-N91	AW-CDM048-N91*
Outdoor unit R32		-	AW-YDFA012-H91	AW-YDFA018-H91	AW-YDFA024-H91	AW-YDFA036-H91	AW-YDFA036-H93	AW-YDFA048-H93
Phase		Single phase	Single phase	Single phase	Single phase	Single phase	Three phase	Three phase
<b>COOLING</b>								
Rated power (min./max.)	kW	2.6 (0.8-3.3)	3.52 (1.52-5.38)	5.28 (2.9-5.45)	7.03 (2.23-8.21)	10.55 (2.64-12.02)	10.55 (2.64-12.02)	14.00 (4.76-14.58)
Pdesignc	kW		3.50	5.30	7.00	10.5	10.5	14.00
Rated power input	kW		0.85	1.63	2.19	3.75	3.95	5.13
SEER/Energy label			6.4/A++	6.1/A++	6.1/A++	6.1/A++	6.1/A++	6.1/A++
Operating limits	°C							-15°/50° Dry bulb
<b>HEATING</b>								
Rated power (min./max.)	kW	2.9 (0.85-3.7)	4.4 (1.03-5.57)	5.42 (2.37-6.1)	7.62 (2.43-8.65)	11.14 (2.93-13.19)	11.14 (2.93-13.19)	16.1 (3.93-16.77)
Pdesignh (average climate)	kW		3.1	4.2	5.4	8.8	8.1	11.2
Pdesignh (warmer climate)	kW		3.5	5.3	5.9	10.5	10.5	12.2
Rated power input	kW		1.1	1.46	2.05	2.96	3.00	5.05
SCOP/Energy label (average climate)			4.0/A+	4.0/A+	4.0/A+	4.0/A+	4.0/A+	4.0/A+
SCOP/Energy Label (warmer climate)			5.1/A+++	5.1/A+++	5.1/A+++	5.1/A+++	5.1/A+++	5.1/A+++
Operating limits	°C							-15°/24° Dry bulb
Power @ -10°C	kW		3.91	4.43	5.93	9.11	9.88	11.33
Power @ -15°C	kW		3.66	4.15	5.56	8.53	9.25	10.61
<b>INDOOR UNIT</b>								
Sound pressure level to 1 m (LS/MS/HS)	dB(A)	31/34/39	33/36/41	35/39/42	40/43/47	46/49/52	46/49/52	49/50/52
Sound power level	dB(A)	54	56	56	59	61	62	65
Airflow (LS/MS/HS)	m³/h	400/504/580	416/504/617	540/625/720	1032/1200/1378	1438/1620/1775	1438/1620/1775	1381/1568/1715
Dehumidification	l/h	1.2	1.5	2	3	3.8	4.5	5.5
Outline dimensions (WxHxD)	mm	570x260x570	570x260x570	570x260x570	840x245x840	840x245x840	840x245x840	840x287x840
Package dimensions (WxHxD)	mm	662x317x662	662x317x662	662x317x662	900x265x900	900x265x900	900x265x900	900x292x900
Net weight/Gross weight	kg	14.5/17.3	16.2/21.4	16.2/21.4	24/28	27.5/31	27.5/31	29/32.7
Part number		7SP042261X	7SP042262	7SP042263	7SP042264	7SP042265	7SP042265	7SP042266
<b>FRAME</b>								
Outline dimensions (WxHxD)	mm	647x50x647	647x50x647	647x50x647	950x55x950	950x55x950	950x55x950	950x55x950
Package dimensions (WxHxD)	mm	715x123x715	715x123x715	715x123x715	1035x90x1035	1035x90x1035	1035x90x1035	1035x90x1035
Net weight/Gross weight	kg	2.5/4.5	2.5/4.5	2.5/4.5	5/8	5/8	5/8	5/8
Frame part number		7ACVF0566	7ACVF0566	7ACVF0566	7ACVF0564	7ACVF0564	7ACVF0564	7ACVF0564
<b>OUTDOOR UNIT</b>								
Sound pressure level to 1 m	dB(A)		55	55	62	65	64	66
Sound power level	dB(A)		62	65	66	68	68	72
Airflow	m³/h		2000	2000	2700	4000	4000	7500
Compressor type			Rotary DCI	Rotary DCI	Rotary DCI	Rotary DCI	Rotary DCI	Rotary DCI
Outline dimensions (WxHxD)	mm		800x554x333	800x554x333	845x702x363	946x810x410	946x810x410	952x1333x415
Package dimensions (WxHxD)	mm		920x615x390	920x615x390	965x765x395	1090x875x500	1090x875x500	1095x1480x495
Net weight/Gross weight	kg		34.7/37.5	33.7/36.6	49.4/52.8	66.8/73.4	81.5/87.0	106.7/119.9
Part number			7SP063050	7SP063051	7SP063052	7SP063053	7SP063054	7SP063055
<b>POWER SUPPLY</b>								
Phase/Voltage/Frequency		1P/230V/50Hz	1P/230V/50Hz	1P/230V/50Hz	1P/230V/50Hz	1P/230V/50Hz	3P/400V/50Hz	3P/400V/50Hz
Power supply side			Outdoor	Outdoor	Indoor & Outdoor	Indoor & Outdoor	Indoor & Outdoor	Indoor & Outdoor
Power cable section	mm²		3x1.5	3x1.5	3x1.5+3x2.5	3x1.5+3x4	3x1.5+3x4	3x1.5+5x2.5
Fuse rating am (D curve)	A		16	16	10+25	10+30	10+20	10+25
Electrical connections	mm²	4x1.0	4x1.5	4x1.5	2x0.5	2x0.5	2x0.5	2x0.5
<b>PIPE LINE</b>								
Suction pipe diameter	inches	3/8"	3/8"	1/2"	5/8"	5/8"	5/8"	5/8"
Liquid pipe diameter	inches	1/4"	1/4"	1/4"	3/8"	3/8"	3/8"	3/8"
Max. length	m		25	30	50	65	65	65
Max. height	m		10	20	25	30	30	30
Refrigerant/GWP			R32/675	R32/675	R32/675	R32/675	R32/675	R32/675
Charge (5 m)	kg		0.87	1.15	1.5	2.4	2.4	2.8
Additional charge	g/m		12	12	24	24	24	24
R410A YMD outdoor unit compatible*		-	AWAU-YMD012-H11	AWAU-YMD018-H11	AWAU-YMD024-H11	AWAU-YMD036-H11	AWAU-YMD036-H13	AWAU-YMD048-H13
Part number		-	7SP062970	7SP062972	7SP062893	7SP062895	7SP062896	7SP062899

\* Technical specifications - See R410A documentation.

## COMBINATIONS

Indoor unit Cassette	Compatible with outdoor unit	
	Monosplit	Multisplit
CDM 9X 		YDZC 
CDM 12 & 18 	YDFA 	YDZC 
CDM 24 & 36 		YDFA 
CDM 48 		YDFA 